



REALOBJECTS

PDFReactor®

A problem has occurred

2024-09-17 07:59:05

Error message:

This license has expired on 2024-08-25.

License Information:

License serial no:	5229
Licensee:	Fundata Canada Inc.
Street:	38 Lesmill Road
City:	M3B 2T5 North York, ON
Country:	Canada
Product:	PDFReactor
Version:	11.0
License Type:	CPU
Amount:	4 Thread(s)
Maintenance Exp. Date:	2024-08-25
Expiration Date:	2024-08-25
Purchase Date:	2020-09-14
Conditions:	[This license is for use on development systems only. It may not be used on staging or productive systems of any kind.]
Sign Date:	2023-08-17 15:24

VOLATILITY



Based on 3 year standard deviation

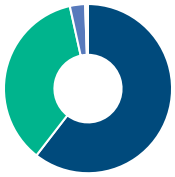
TOP HOLDINGS

as of August 31, 2024

Franklin U.S. Core Equity Fund Series O	18.85%
Franklin FTSE U.S. Index ETF (FLAM)	13.32%
SPDR Portfolio S&P 500 Value ETF (SPYV)	10.31%
Franklin International Core Equity Fund Series O	10.16%
Franklin U.S. Rising Dividends Fund Series A	9.07%
Franklin International Equity Index ETF (FLUR)	7.50%
Franklin U.S. Opportunities Fund Series O	6.81%
Templeton Emerging Markets Fund Series O	6.77%
Franklin ClearBridge U.S. Sust Leaders Fund Ser O	5.80%
Franklin Emerging Markets Core Equity Fund Ser O	4.51%

ASSET ALLOCATION

as of July 31, 2024



US Equity	60.53%
International Equity	36.00%
Canadian Equity	2.94%
Cash and Equivalents	0.37%
Income Trust Units	0.17%
Other	-0.01%

SECTOR ALLOCATION

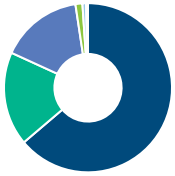
as of July 31, 2024



Technology	27.59%
Financial Services	14.82%
Healthcare	11.92%
Consumer Services	8.45%
Consumer Goods	8.26%
Other	28.96%

GEOGRAPHIC ALLOCATION

as of July 31, 2024



North America	63.83%
Europe	17.96%
Asia	15.81%
Latin America	1.34%
Africa and Middle East	0.70%
Other	0.36%

STYLE

as of August 31, 2024

	Value	Blend	Growth
Large			
Medium			
Small			

**UNIVERSAL LIFE
CUSTOM PORTFOLIO INDEXED ACCOUNTS**

INTERNATIONAL EQUITY

Franklin Quotential Diversified Equity Port A

The information contained in this profile is related to the index indicated above. As part of a BMO Life Assurance Company policy, you do not purchase units in this index or a legal interest in any security.

OBJECTIVE

Long-term capital appreciation by investing primarily in a diversified mix of equity mutual funds.

Category	Global Equity	Fund Manager	Start Date
Managed By	Franklin Templeton Investments Corp.	Michael Greenberg Ian Riach	03/14/2014 01/01/2019
Inception Date	Jun 09, 2003		
MER	2.15%		
Total Assets (\$ millions)	399.31		

COMPOUND RETURN

as of August 31, 2024

Period	1 Mth	3 Mth	6 Mth	1 Yr	3 Yr	5 Yr	10 Yr	Inception
Designated Fund	0.03%	4.39%	7.50%	19.57%	5.04%	9.31%	7.17%	6.33%
Benchmark	0.04%	5.19%	9.65%	22.58%	7.82%	12.31%	11.17%	8.48%
Quartile	3	3	3	2	3	3	4	2

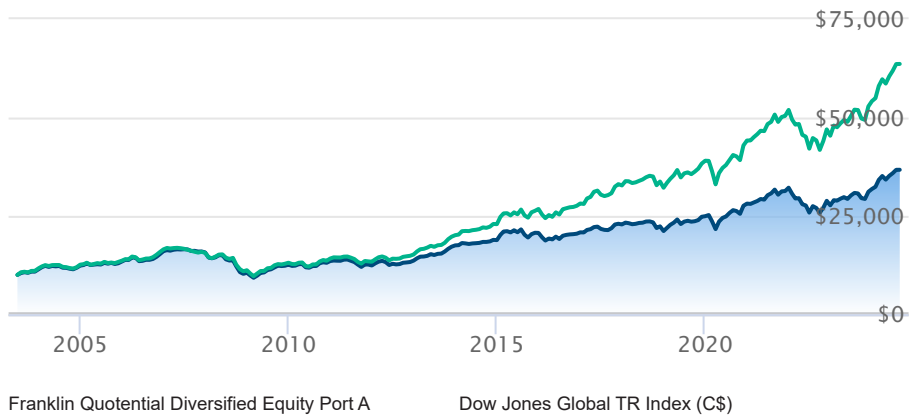
CALENDAR RETURN

as of August 31, 2024

Period	2023	2022	2021	2020	2019	2018	2017	2016	2015
Designated Fund	15.00%	-13.94%	14.40%	12.82%	17.89%	-7.34%	9.63%	0.68%	9.74%
Benchmark	19.37%	-12.64%	17.62%	13.15%	21.41%	-1.79%	16.29%	5.18%	16.88%
Quartile	3	3	3	2	3	3	4	3	3

GROWTH OF \$10,000

Annual values as of August 31, 2024



The information contained on this page is related only to the designated fund or funds shown above. As part of a BMO Life Assurance Company policy, you do not purchase units in this designated fund or a legal interest in any security.

Past performance is no guarantee of future performance. All returns are historical annual compounded total rates of return and reflect changes in yield and distributions reinvested. Managed Indexed, Managed Portfolios and Market Indexed accounts credit an interest amount mirroring the net rate of return of a specified underlying investment, less a BMO Life Assurance Company daily management fee. These rates of return do not reflect the current BMO Life Assurance Company management /universal life fee which must be taken into consideration when determining the net return earned on the account.

Information contained in this document is for illustrative purposes only and is subject to change without notice. The contents of this profile are provided for informational and educational purposes and are not intended to provide investment, tax or legal advice. While every effort has been made to provide accurate and complete information, BMO Life Assurance Company and Fundata Canada will not be held liable for any inaccuracies, errors or omissions in the information provided.



Data Provided By Fundata



REALOBJECTS PDFReactor®

Evaluation Version

This PDF document was created by an evaluation version of RealObjects PDFReactor 11.4.2 (13528). The evaluation version is fully functional, but includes this information page. It must not be used for production purposes. The information page and all other evaluation notices must not be removed from the PDF file.

NOTE: Conversions in evaluation mode might be slower and the results might have a larger file size than in production mode.

Buy PDFReactor

To buy a PDFReactor license follow this link:

[Buy PDFReactor online](#)

About PDFReactor

RealObjects PDFReactor is a powerful formatting processor for converting HTML and XML documents into PDF. It uses Cascading Style Sheets (CSS) to define page layout and styles. The server-side tool enables a great variety of applications in the fields of ERP, eCommerce and Electronic Publishing.

PDFReactor supports HTML5, CSS3 and JavaScript.

It allows you to dynamically generate PDF documents such as invoices, delivery notes and shipping documents on-the-fly. PDFReactor allows you to easily add server-based PDF generation functionality to your application or service. Since PDFReactor runs on a server, the end-user in general does not need any software other than a PDF viewer.

For more information visit www.pdfreactor.com